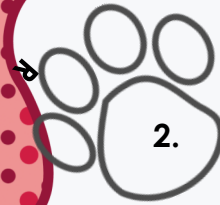


Explore It!

Place your Oreo in the bottom of the clear plastic cup. This represents your bedrock. Bedrock is the SOLID rock layer at the bottom of the horizon. Label the layer.




Explore It!

In a clear plastic cup, put 2-3 tablespoons of M&M candy or Reese's on top of the Oreo. This represents the parent material, which is made of weathered bedrock. Label this layer.




Explore It!

Next, add two scoops of pudding. The pudding represents the subsoil. Subsoil is made of small particles like sand, silt and clay. It is less nutritious than the dark topsoil. Label the layer.




Explore It!

Sprinkle a small amount of chocolate sprinkles. This represents the dark, rich yet THIN layer of topsoil. Label this layer.




Explore It!

Now add your organic matter! Gummy worms represent the living earthworms that you might find living in the soil breaking down the organic matter that has fallen from trees, etc.




Explore It!

Now add your organic matter! Gummy worms represent the living earthworms that you might find living in the soil breaking down the organic matter that has fallen from trees, etc.



Explore It!

You must SHOW me your soil and tell me about the layers. Fill out your key and when I say it's OK, you can eat the "soil" and enjoy it!



Explore It!

You must SHOW me your soil and tell me about the layers. Fill out your key and when I say it's OK, you can eat the "soil" and enjoy it!